


2400 Load Link

Tensile Load Cell

- Range 1 to 500te
- High strength aluminium alloy.
- Easily employed
- Sealed to IP66



Description

The 2400 load link is built for tensile applications. The load link is constructed from high strength aluminium alloy and anodized. A complete range covers load capacities from 1 tonne up to 500tonne. The load link is built to the highest commercial standards that include temperature compensation over a wide temperature range. The strain gauges have been matched to give the best creep and hysteresis characteristics.

Specification

ELECTRICAL

- Recommended excitation 10 Vdc.
- Maximum excitation 15 Vdc.
- Output at rated load 1.5mV/V
- Zero balance 5% of RL
- Input impedance 700ohms +/-20
- Output impedance 700ohm +/-3
- Insulation $>10^9$ ohms
- Compensation temp range 10 to 60 C
- Safe temp range -30 to 70 C

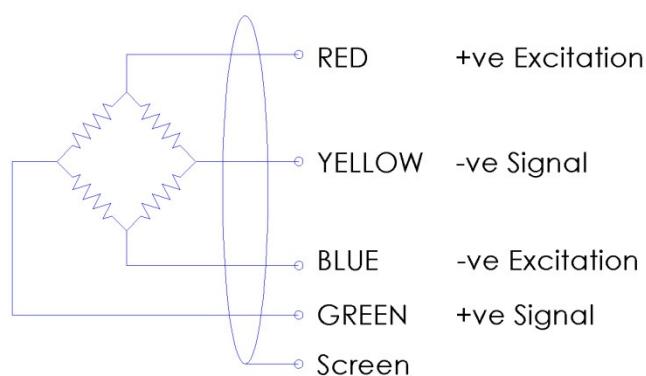
MECHANICAL

- Safe overload 150% of RL
- Ultimate overload 300% of RL
- Deflection <0.5 mm
- Cable type 4 core screened
- Cable length 10 M
- Sealed IP66

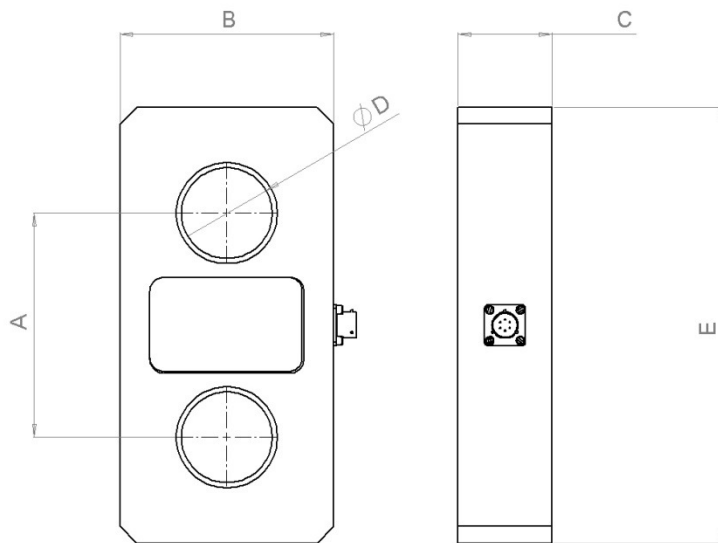
Accuracy

- Non linearity & hysteresis 0.15%
- Non repeatability <0.05 %
- Zero return (after 30 mins). 0.05%
- Temp effect/10deg C on zero 0.01%
- Temp effect/10deg C on span 0.01%

Wiring



Drawing



Dimensions

RATING te	A mm	B mm	C mm	D mm	E mm	Weight kg
1 & 2	108	105	40	30	164	1.4
5	108	105	40	30	164	1.4
12	120	105	40	38	210	1.9
25	131	125	55	53	255	4
35	147	135	55	60	305	5
50	170	150	75	73	345	9
100	228	220	123	100	455	27
250	330	304	189	145	680	87
500	451	500	200	200	1015	225

Additional Notes

Specification may change without notice